




(1)(a) STATEMENT SHOWING SHAREHOLDING PATTERN IN CLAUSE-35			
NAME OF THE COMPANY:MAHINDRA FORGINGS LIMITED			
SCRIP CODE:	532756	Name of the Scrip: MAHINDFORG	
Class of Security:	Equity		
QUARTER ENDED:	30/09/2013		
Partly paid-up shares	No. of partly paid-up shares	As a % of total no. of partly paid-up shares	As a % of total no. of shares of the Company.
Held by promoter/promoter group	0	0	0
Held by Public	0	0	0
Total:	0	0	0
Outstanding convertible securities:	No. of outstanding securities	As a % of total no. of outstanding convertible securities.	As a % of total no. of shares of the Company assuming full conversion of the convertible securities
Held by promoter/promoter group	0	0	0
Held by Public	0	0	0
Total:	0	0	0
Warrants:	No. of warrants	As a % of total no. of warrants	As a % of total no. of shares of the Company, assuming full conversion of warrants
Held by promoter/promoter group	0	0	0
Held by Public	0	0	0
Total:	0	0	0
Total paid-up capital of the Company, assuming full conversion of warrants and convertible securities	92260449	0	100.00



CATEGORY CODE	CATEGORY OF SHAREHOLDER	NO OF SHAREHOLDERS	TOTAL NUMBER OF SHARES	NO OF SHARES HELD IN DEMATERIALIZED FORM	TOTAL SHAREHOLDING AS A % OF TOTAL NO OF SHARES		SHARES PLEDGE OR OTHERWISE ENCUMBERED	
					AS a PERCENTAGE of (A+B)	As a PERCENTAGE of (A+B+C)	NUMBER OF SHARES	AS a PERCENTAGE (IX)=(VIII)/(IV)*100
(I)	(II)	(III)	(IV)	(V)	(VI)	(VII)	(VIII)	(IX)=(VIII)/(IV)*100
(A)	PROMOTER AND PROMOTER GROUP							
(1)	INDIAN							
(a)	Individual /HUF	0	0	0	0.00	0.00	0	0.00
(b)	Central Government/State Government(s)	0	0	0	0.00	0.00	0	0.00
(c)	Bodies Corporate	1	48825609	48825609	52.92	52.92	0	0.00
(d)	Financial Institutions / Banks	0	0	0	0.00	0.00	0	0.00
(e)	Others	0	0	0	0.00	0.00	0	0.00
	Sub-Total A(1) :	1	48825609	48825609	52.92	52.92	0	0.00
(2)	FOREIGN							
(a)	Individuals (NRIs/Foreign Individuals)	0	0	0	0.00	0.00	0	0.00
(b)	Bodies Corporate	0	0	0	0.00	0.00	0	0.00
(c)	Institutions	0	0	0	0.00	0.00	0	0.00
(d)	Others	0	0	0	0.00	0.00	0	0.00
	Sub-Total A(2) :	0	0	0	0.00	0.00	0	0.00
	Total A=A(1)+A(2)	1	48825609	48825609	52.92	52.92	0	0.00
(B)	PUBLIC SHAREHOLDING							
(1)	INSTITUTIONS							
(a)	Mutual Funds /UTI	9	447214	444014	0.48	0.48		
(b)	Financial Institutions /Banks	5	9230	9205	0.01	0.01		
(c)	Central Government / State Government(s)	0	0	0	0.00	0.00		
(d)	Venture Capital Funds	0	0	0	0.00	0.00		
(e)	Insurance Companies	0	0	0	0.00	0.00		
(f)	Foreign Institutional Investors	6	6236854	6236854	6.76	6.76		
(g)	Foreign Venture Capital Investors	0	0	0	0.00	0.00		
(h)	Others	0	0	0	0.00	0.00		
	Sub-Total B(1) :	20	6693298	6690073	7.25	7.25		



CATEGORY CODE	CATEGORY OF SHAREHOLDER	NO OF SHAREHOLDERS	TOTAL NUMBER OF SHARES	NO OF SHARES HELD IN DEMATERIALIZED FORM	TOTAL SHAREHOLDING AS A % OF TOTAL NO OF SHARES		SHARES PLEDGE OR OTHERWISE ENCUMBERED	
					AS a PERCENTAGE of (A+B)	As a PERCENTAGE of (A+B+C)	NUMBER OF SHARES	AS a PERCENTAGE
(I)	(II)	(III)	(IV)	(V)	(VI)	(VII)	(VIII)	(IX)=(VIII)/(IV)*100
(2)	NON-INSTITUTIONS							
(a)	Bodies Corporate	564	12571985	12561087	13.63	13.63		
(b)	Individuals							
	(i) Individuals holding nominal share capital upto Rs.1 lakh	25558	5512895	5120115	5.98	5.98		
	(ii) Individuals holding nominal share capital in excess of Rs.1 lakh	102	7828640	7765140	8.49	8.49		
(c)	Others				0.00	0.00		
	NON RESIDENT INDIANS	409	209490	177066	0.23	0.23		
	TRUSTS	1	549449	549449	0.60	0.60		
	FOREIGN BODIES	3	9732800	9732800	10.55	10.55		
	FOREIGN NATIONALS	1	14750	14750	0.02	0.02		
	CLEARING MEMBERS	56	321533	321533	0.35	0.35		
	Sub-Total B(2) :	26694	36741542	36241940	39.82	39.82		
	Total B=B(1)+B(2) :	26714	43434840	42932013	47.08	47.08		
	Total (A+B) :	26715	92260449	91757622	100.00	100.00		
(C)	Shares held by custodians, against which Depository Receipts have been issued							
(1)	Promoter and Promoter Group							
(2)	Public	0	0	0	0.00	0.00		
	GRAND TOTAL (A+B+C) :	26715	92260449	91757622		100.00	0	0.00



(I)(b) Statement showing holding of securities (including shares, warrants, convertible securities) of persons belonging to the category "Promoter and Promoter Group"											
Sr.No	Name of the Shareholder	Details of Shares held		Encumbered shares (*)			Details of Warrants		Details of convertible securities		Total Shares (including underlying shares assuming full conversion of warrants and convertible securities) as a % of diluted share capital
		No. of Shares held	As a % of grand total (A)+(B)+(C)	Pledge Shares	AS a percentage	AS a % of grand total (A) + (B) + (C) of sub-clause (i)(a)	Number of warrants held	As a % total number of warrants of the same class	Number of convertible securities held	As a % total number of convertible securities of the same class	
(i)	(ii)	(iii)	(iv)	(v)	(vi)=(v)/(iii)*100	(vii)	(viii)	(ix)	(x)	(xi)	(xii)
1	MAHINDRA & MAHINDRA LIMITED	48825609	52.92	0	0.00	0.00	0	0.00	0	0.00	0.00
TOTAL :		48825609	52.92	0	0.00	0.00	0	0.00	0	0.00	0.00



(I)(c)(i) Statement showing holding of securities (including shares, warrants, convertible securities) of persons belonging to the category "Public" and holding more than 1% of the total number of shares								
Sr.No.	Name of the shareholder	Number of shares held	Shares as a percentage of total number of shares (i.e., Grant total (A)+(B)+(C) indicated in Statement at para (I)(a) above)	Details of warrants		Details of convertible securities		Total shares (including underlying shares assuming full conversion of warrants and convertible securities) as a % of diluted share capital)
				Number of warrants held	As a % total number of warrants of the same class	Number of convertible securities held	% w.r.t total number of convertible securities of the same class	
1	SCHOLZ AG	6298843	6.83	0	0.00	0	0.00	0.00
2	VINIYOG INVESTMENT AND TRADING CO. PVT. LTD.	2603111	2.82	0	0.00	0	0.00	0.00
3	NATIONAL WESTMINSTER BANK PLC AS DEPOSITARY OF FIR'ST STATE INDIAN	2492336	2.70	0	0.00	0	0.00	0.00
4	YOGIRAJ JAICHAND MAKAR	2404536	2.61	0	0.00	0	0.00	0.00
5	ELEPHANT CAPITAL 1 LIMITED	2258447	2.45	0	0.00	0	0.00	0.00
6	DEUTSCHE SECURITIES MAURITIUS LIMITED	1558522	1.69	0	0.00	0	0.00	0.00
7	PUNEET MAKAR	1388802	1.51	0	0.00	0	0.00	0.00
8	FIRST STATE INVESTMENTS (HONGKONG) LIMITED A/C FIR'ST STATE INDIAN	1356463	1.47	0	0.00	0	0.00	0.00
9	AMFORGE INDUSTRIES LIMITED	1240000	1.34	0	0.00	0	0.00	0.00
10	THOMAS KORNER VERWALTUNGS GMBH	1175510	1.27	0	0.00	0	0.00	0.00
	TOTAL :	22776570	24.69	0	0.00	0	0.00	0.00



(I)(c)(ii) Statement showing holding of securities (including shares, warrants, convertible securities) of persons (together with PAC) belonging to the category "Public" and holding more than 5% of the total number of shares of the company								
Sr.No.	Name(s) of the shareholder(s) and the Persons Acting In Concert (PAC) with	Number of shares held	Shares as a percentage of total number of shares (i.e., Grant total (A)+(B)+(C) indicated in Statement at para (i)(a) above)	Details of warrants		Details of convertible securities		Total shares (including underlying shares assuming full conversion of warrants and convertible securities) as a % of diluted share capital)
				Number of warrants held	As a % total number of warrants of the same class	Number of convertible securities held	% w.r.t total number of convertible securities of the same class	
1	SCHOLZ AG	6298843	6.83	0	0.00	0	0.00	0.00
	TOTAL :	6298843	6.83	0	0.00	0	0.00	0.00



(I)(d) STATEMENT SHOWING DETAILS OF LOCKED-IN SHARES"				
SLNO	NAME OF THE SHAREHOLDER	CAT. CODE	NO OF SHARES	PERCENTAGE
1	MAHINDRA & MAHINDRA LIMITED	PRO	4299270	4.66
TOTAL :			4299270	4.66



(II)(a) STATEMENT SHOWING DETAILS OF DEPOSITORY RECEIPTS (DRS)				
Sr.No.	Type of outstanding DR (ADRs,GDRs,SDRs,etc.)	Number of outstanding DRs	Number of shares underlying outstanding DRs	Shares underlying outstanding DRs as a percentage of total number of shares {i.e., Grand Total (A)+(B)+(C) indicated in Statement at Para(I)(a) above}
TOTAL :		0	0	0



Statement showing Holding of Depository Receipts (DRs), where underlying shares held by "Promoter/Promoter group" are in excess of 1% of the total number shares.				
Sr.No.	Name of the DR Holder	Type of outstanding DR (ADRs,GDRs,SDRs, etc.)	Number of shares underlying outstanding DRs	Shares underlying outstanding DRs as a percentage of total number of shares {i.e., Grand Total (A)+(B)+(C) indicated in Statement at para(I)(a) above}
TOTAL :			0	0

