

Format of Holding of Specified securities

1. Name of Listed Entity: **MAHINDRA CIE AUTOMOTIVE LIMITED**

2. Scrip Code: **532756** Name of Script : **MAHINDCIE** Class of Security: **Equity**

3. Share Holding Pattern Filed under: Reg. 31(1)(b) Quarter Ended - 30th September, 2017

4. Declaration : The Listed entity is required to submit the following declaration to the extent of submission of information:

	Particulars	YES	NO
a	Whether the Listed Entity has issued any partly paid up shares		NO
b	Whether the Listed Entity has issued any Convertible Securities or Warrants?		NO
c	Whether the Listed Entity has any shares against which depository receipts are issued?		NO
d	Whethere the Listed Entity has any shares in locked-in?	YES	
e	Whethere any shares held by promoters are pledge or otherwise encumbered?		NO

5. The tabular format for disclosure of holding of specified securities is as follows:




Table I - Summary Statement of holding of specified securities

Category	Category of Shareholder	No of Shareholders	No of fully paid up equity shares held	No of Partly paid-up equity shares held	No of Shares Underlying Depository Receipts	Total No of Shares Held (VII) = (IV)+(V)+(VI)	Shareholding as a % of total no of shares (As a % of (A+B+C2))	Number of Voting Rights held in each class of securities			No of Shares Underlying Outstanding convertible securities (Including Warrants)	Shareholding as a % assuming full conversion of convertible Securities (as a percentage of diluted share capital)	Number of Locked in Shares		Number of Shares pledged or otherwise encumbered		Number of equity shares held in dematerialized form	
								No of Voting Rights					Total as a % of (A+B+C)	No.	As a % of total Shares held	No.		As a % of total Shares held
								Class X	Class Y	Total								
(I)	(II)	(III)	(IV)	(V)	(VI)	(VII)	(VIII)	(IX)			(X)	(XI)	(XII)		(XIII)	(XIV)		
(A)	Promoter & Promoter Group	3	264,323,012	-	-	264,323,012	69.86	264,323,012	-	264,323,012	69.86	-	69.86	22,500,000	8.51	-	-	264,323,012
(B)	Public	57,528	114,044,230	-	-	114,044,230	30.14	114,044,230	-	114,044,230	30.14	-	30.14	31,991,563	28.05	-	-	111,888,822
(C)	Non Promoter-Non Public																	
(C1)	Shares underlying DRs	-	-	-	-	-	-	-	-	-	-	-	-	-	-	-	-	-
(C2)	Shares held by Employees Trusts	-	-	-	-	-	-	-	-	-	-	-	-	-	-	-	-	-
	Total:	57,531	378,367,242	-	-	378,367,242	100.00	378,367,242	-	378,367,242	100.00	-	100.00	54,491,563	14.40	-	-	376,211,834




Table II - Statement showing shareholding pattern of the Promoter and Promoter Group

Category	Category & Name of the Shareholder	PAN	No of Shareholders	No of fully paid up equity shares held	No of Partly paid-up equity shares held	No of Shares Underlying Depository Receipts	Total No of Shares Held (IV+V+VI)	Shareholding as a % of total no of shares (calculated as per SCRR, 1957 (VIII) As a % of (A+B+C2)	Number of Voting Rights held in each class of securities			No of Shares Underlying Outstanding convertible securities (Including Warrants)	Shareholding as a % assuming full conversion of convertible Securities (as a percentage of diluted share capital) (VII)+(X) As a % of (A+B+C2)	Number of Locked in Shares		Number of Shares pledged or otherwise encumbered		Number of equity shares held in dematerialized form	
									No of Voting Rights					Total as a % of (A+B+C)	No.	As a % of total Shares held	No.		As a % of total Shares held
									Class X	Class Y	Total								
(I)	(II)	(III)	(IV)	(V)	(VI)	(VII)	(VIII)	(IX)			(X)	(XI)	(XII)		(XIII)	(XIV)			
(1)	Indian																		
(a)	Individuals/Hindu undivided Family																		
(b)	Central Government/State Government(s)			-	-	-	-	-	-	-	-	-	-	-	-	-	-	-	
(c)	Financial Institutions/Banks			-	-	-	-	-	-	-	-	-	-	-	-	-	-	-	
(d)	Any Other		2	70,055,475	-	-	70,055,475	18.52	70,055,475	-	70,055,475	18.52	-	18.52	-	-	-	-	70,055,475
	PRUDENTIAL MANAGEMENT AND SERVICES PVT LTD	AABCP3125F	1	4,784,068	-	-	4,784,068	1.26	4,784,068	-	4,784,068	1.26	-	1.26	-	-	-	-	4,784,068
	MAHINDRA VEHICLE MANUFACTURERS LIMITED	AAFCM1217M	1	65,271,407	-	-	65,271,407	17.25	65,271,407	-	65,271,407	17.25	-	17.25	-	-	-	-	65,271,407
	Sub-Total (A)(1)		2	70,055,475	-	-	70,055,475	18.52	70,055,475	-	70,055,475	18.52	-	18.52	-	-	-	-	70,055,475
(2)	Foreign																		
(a)	Individuals (Non-Resident Individuals/Foreign Individuals)			-	-	-	-	-	-	-	-	-	-	-	-	-	-	-	-
(b)	Government			-	-	-	-	-	-	-	-	-	-	-	-	-	-	-	-
(c)	Institutions			-	-	-	-	-	-	-	-	-	-	-	-	-	-	-	-
(d)	Foreign Portfolio Investor			-	-	-	-	-	-	-	-	-	-	-	-	-	-	-	-
(e)	Any Other		1	194,267,537	-	-	194,267,537	51.34	194,267,537	-	194,267,537	51.34	-	51.34	22,500,000	11.58	-	-	194,267,537
	PARTICIPACIONES INTERNACIONALES AUTOMETAL, DOS S.L	AAHCP2185K	1	194,267,537	-	-	194,267,537	51.34	194,267,537	-	194,267,537	51.34	-	51.34	22,500,000	11.58	-	-	194,267,537
	Sub-Total (A)(2)		1	194,267,537	-	-	194,267,537	51.34	194,267,537	-	194,267,537	51.34	-	51.34	22,500,000	11.58	-	-	194,267,537
	Total Shareholding of Promoter and Promoter Group (A)=(A)(1)+(A)(2)		3	264,323,012	-	-	264,323,012	69.86	264,323,012	-	264,323,012	69.86	-	69.86	22,500,000	8.51	-	-	264,323,012




Table III - Statement showing shareholding pattern of the Public shareholder

Category	Category & Name of the Shareholder	PAN	No of Shareholders	No of fully paid up equity shares held	No of Partly paid-up equity shares held	No of Shares Underlying Depository Receipts	Total No of Shares Held (IV+V+VI)	Shareholding as a % of total no of shares (A+B+C2)	Number of Voting Rights held in each class of securities			No of Shares Underlying Outstanding convertible securities (Including Warrants)	Shareholding as a % assuming full conversion of convertible Securities (as a percentage of diluted share capital)	Number of Locked in Shares		Number of Shares pledged or otherwise encumbered		Number of equity shares held in dematerialized form	
									No of Voting Rights		Total as a % of (A+B+C)			No.	As a % of total Shares held	No.	As a % of total Shares held		
									Class X	Class Y	Total								
(I)	(II)	(III)	(IV)	(V)	(VI)	(VII)	(VIII)	(IX)			(X)	(XI)	(XII)		(XIII)	(XIV)			
(1)	Institutions																		
(a)	Mutual Funds		38	18,725,007	-	-	18,725,007	4.95	18,725,007	-	18,725,007	4.95	-	4.95	-	-	-	-	18,704,481
	SUNDARAM MUTUAL FUND A/C SUNDARAM SELECT MIDCAP	AAATS2554B	1	4,460,782	-	-	4,460,782	1.18	4,460,782	-	4,460,782	1.18	-	1.18	-	-	-	-	4,460,782
(b)	Venture Capital Funds		1	1,440	-	-	1,440	0.00	1,440	-	1,440	0.00	-	0.00	-	-	-	-	-
(c)	Alternate Investment Funds		1	597,061	-	-	597,061	0.16	597,061	-	597,061	0.16	-	0.16	597,061	100.00	-	-	597,061
(d)	Foreign Venture Capital Investors		-	-	-	-	-	-	-	-	-	-	-	-	-	-	-	-	-
(e)	Foreign Portfolio Investors		83	20,679,917	-	-	20,679,917	5.47	20,679,917	-	20,679,917	5.47	-	5.47	-	-	-	-	20,664,014
	GOVERNMENT OF SINGAPORE	AAAJG0594R	1	6,478,742	-	-	6,478,742	1.71	6,478,742	-	6,478,742	1.71	-	1.71	-	-	-	-	6,478,742
(f)	Financial Institutions/Banks		22	5,006,701	-	-	5,006,701	1.32	5,006,701	-	5,006,701	1.32	-	1.32	-	-	-	-	4,997,262
	LIFE INSURANCE CORPORATION OF INDIA	AAACL0582H	1	4,369,507	-	-	4,369,507	1.15	4,369,507	-	4,369,507	1.15	-	1.15	-	-	-	-	4,369,507
(g)	Insurance Companies		-	-	-	-	-	-	-	-	-	-	-	-	-	-	-	-	-
(h)	Provident Funds/Pension Funds		-	-	-	-	-	-	-	-	-	-	-	-	-	-	-	-	-
(i)	Any Other																		
	Sub Total (B)(1)		145	45,010,126	-	-	45,010,126	11.90	45,010,126	-	45,010,126	11.90	-	11.90	597,061	1.33	-	-	44,962,818
(2)	Central Government/State Government(s)/President of India		-	-	-	-	-	-	-	-	-	-	-	-	-	-	-	-	-
	Sub Total (B)(2)		-	-	-	-	-	-	-	-	-	-	-	-	-	-	-	-	-



Category	Category & Name of the Shareholder	PAN	No of Shareholders	No of fully paid up equity shares held	No of Partly paid-up equity shares held	No of Shares Underlying Depository Receipts	Total No of Shares Held (IV+V+VI)	Shareholding as a % of total no of shares (A+B+C2)	Number of Voting Rights held in each class of securities			No of Shares Underlying Outstanding convertible securities (Including Warrants)	Shareholding as a % assuming full conversion of convertible Securities (as a percentage of diluted share capital)	Number of Locked in Shares		Number of Shares pledged or otherwise encumbered		Number of equity shares held in dematerialized form
									No of Voting Rights		Total as a % of (A+B+C)			No.	As a % of total Shares held	No.	As a % of total Shares held	
									Class X	Class Y	Total							
(I)	(II)	(III)	(IV)	(V)	(VI)	(VII)	(VIII)	(IX)			(X)	(XI)	(XII)		(XIII)	(XIV)		
(3)	Non-Institutions																	
(a)	i. Individual shareholders holding nominal share capital up to Rs.2 lakhs		54,751	20,041,634	-	-	20,041,634	5.30	20,041,634	-	20,041,634	5.30	-	-	-	-	-	18,150,594
	ii. Individual shareholders holding nominal share capital in excess of Rs. 2 Lakhs		161	28,536,537	-	-	28,536,537	7.54	28,536,537	-	28,536,537	7.54	-	17,410,464	61.01	-	-	28,457,137
	ANJALI POWAR HARIDASS	AACPH0652D	1	5,725,488	-	-	5,725,488	1.51	5,725,488	-	5,725,488	1.51	-	5,725,488	100.00	-	-	5,725,488
	ANIL HARIDASS	AACPH0679N	1	5,585,058	-	-	5,585,058	1.48	5,585,058	-	5,585,058	1.48	-	5,585,058	100.00	-	-	5,585,058
	SUNIL HARIDASS	AACPH9029C	1	4,631,368	-	-	4,631,368	1.22	4,631,368	-	4,631,368	1.22	-	4,631,368	100.00	-	-	4,631,368
(b)	NBFCs Registered with RBI		4	6,557	-	-	6,557	0.00	6,557	-	6,557	0.00	-	-	-	-	-	6,557
(c)	Employee Trusts		-	-	-	-	-	-	-	-	-	-	-	-	-	-	-	-
(d)	Overseas Depositories (Holding DRs)(Balancing figure)		-	-	-	-	-	-	-	-	-	-	-	-	-	-	-	-
(e)	Any Other																	
	NON RESIDENT INDIAN REPATRIABLE		49	8,674	-	-	8,674	0.00	8,674	-	8,674	0.00	-	-	-	-	-	-
	TRUSTS		4	3,895	-	-	3,895	0.00	3,895	-	3,895	0.00	-	-	-	-	-	3,895
	NON RESIDENT INDIANS		807	1,092,161	-	-	1,092,161	0.29	1,092,161	-	1,092,161	0.29	-	-	-	-	-	1,091,973
	CLEARING MEMBERS		117	392,765	-	-	392,765	0.10	392,765	-	392,765	0.10	-	-	-	-	-	392,765
	NON RESIDENT INDIAN NON REPATRIABLE		618	745,713	-	-	745,713	0.20	745,713	-	745,713	0.20	-	170,597	22.88	-	-	707,192
	BODIES CORPORATES		869	17,911,717	-	-	17,911,717	4.73	17,911,717	-	17,911,717	4.73	-	13,813,441	77.12	-	-	17,824,280
	AINOS HOLDINGS LIMITED	AANCA0369C	1	13,813,441	-	-	13,813,441	3.65	13,813,441	-	13,813,441	3.65	-	13,813,441	100.00	-	-	13,813,441
	OVERSEAS CORPORATE BODIES		1	2,840	-	-	2,840	0.00	2,840	-	2,840	0.00	-	-	-	-	-	-
	FOREIGN NATIONALS		2	291,611	-	-	291,611	0.08	291,611	-	291,611	0.08	-	-	-	-	-	291,611
	Sub Total (B)(3)		57,383	69,034,104	-	-	69,034,104	18.25	69,034,104	-	69,034,104	18.25	-	31,394,502	45.48	-	-	66,926,004
	Total Public Shareholding (B) = (B)(1)+(B)(2)+(B)(3)		57,528	114,044,230	-	-	114,044,230	30.14	114,044,230	-	114,044,230	30.14	-	31,991,563	28.05	-	-	111,888,822




Table IV - Statement showing shareholding pattern of the Non Promoter - Non Public Shareholder

Category	Category & Name of the Shareholder	PAN	No of Shareholders	No of fully paid up equity shares held	No of Partly paid-up equity shares held	No of Shares Underlying Depository Receipts	Total No of Shares Held (IV+V+VI)	Shareholding as a % of total no of shares (A+B+C2)	Number of Voting Rights held in each class of securities			No of Shares Underlying Outstanding convertible securities (Including Warrants)	Shareholding as a % assuming full conversion of convertible Securities (as a percentage of diluted share capital)	Number of Locked in Shares		Number of Shares pledged or otherwise encumbered		Number of equity shares held in dematerialized form
									No of Voting Rights		Total as a % of (A+B+C)			No.	As a % of total Shares held	No.	As a % of total Shares held	
									Class X	Class Y	Total							
(I)	(II)	(III)	(IV)	(V)	(VI)	(VII)	(VIII)	(IX)			(X)	(XI)	(XII)		(XIII)	(XIV)		
(1)	Custodian/DR Holder		-	-	-	-	-	-	-	-	-	-	-	-	-	-	-	-
(2)	Employee Benefit Trust (under SEBI(Share based Employee Benefit) Regulations 2014)		-	-	-	-	-	-	-	-	-	-	-	-	-	-	-	-
	Total Non-Promoter-Non Public Shareholding (C) = (C)(1)+(C)(2)		-	-	-	-	-	-	-	-	-	-	-	-	-	-	-	-



Details of the shareholders acting as persons in Concert including their Shareholding:			
Name of Shareholder	Name of PAC	No of shares	Holding%
Total:		-	-

Details of Shares which remain unclaimed may be given hear along with details such as number of shareholders, outstanding shares held in demat/unclaimed suspense account	
No of Shareholders	No of shares

