

Format of Holding of Specified securities

1. Name of Listed Entity: **MAHINDRA CIE AUTOMOTIVE LIMITED**
2. Scrip Code: **532756** Name of Script : **MAHINDCIE** Class of Security: **Equity**
3. Share Holding Pattern Filed under: **Reg. 31(1)(a)** Quarter Ended - **31st December, 2016**
4. Declaration : The Listed entity is required to submit the following declaration to the extent of submission of information:

	Particulars	YES	NO
a	Whether the Listed Entity has issued any partly paid up shares		NO
b	Whether the Listed Entity has issued any Convertible Securities or Warrants?		NO
c	Whether the Listed Entity has any shares against which depository receipts are issued?		NO
d	Whethere the Listed Entity has any shares in locked-in?	YES	
e	Whethere any shares held by promoters are pledge or otherwise encumbered?		NO

- 5 The tabular format for disclosure of holding of specified securities is as follows:




Table I - Summary Statement holding of specified securities

Category	Category of Shareholder	No of Shareholders	No of fully paid up equity shares held	No of Partly paid-up equity shares held	No of Shares Underlying Depository Receipts	Total No of Shares Held (VII) = (IV)+(V)+(VI)	Shareholding as a % of total no of shares (As a % of (A+B+C2))	Number of Voting Rights held in each class of securities			No of Shares Underlying Outstanding convertible securities (Including Warrants)	Shareholding as a % assuming full conversion of convertible Securities (as a percentage of diluted share capital)	Number of Locked in Shares		Number of Shares pledged or otherwise encumbered		Number of equity shares held in dematerialized form	
								No of Voting Rights					Total as a % of (A+B+C)	No.	As a % of total Shares held	No.		As a % of total Shares held
								Class X	Class Y	Total								
(I)	(II)	(III)	(IV)	(V)	(VI)	(VII)	(VIII)	(IX)			(X)	(XI)	(XII)		(XIII)	(XIV)		
(A)	Promoter & Promoter Group	3	264,323,012	-	-	264,323,012	69.91	264,323,012	-	264,323,012	69.91	-	69.91	194,267,537	73.50	-	-	264,323,012
(B)	Public	56,875	113,765,253	-	-	113,765,253	30.09	113,765,253	-	113,765,253	30.09	-	30.09	31,991,563	28.12	-	-	113,577,890
(C)	Non Promoter-Non Public	-	-	-	-	-	-	-	-	-	-	-	-	-	-	-	-	-
(C1)	Shares underlying DRs	-	-	-	-	-	-	-	-	-	-	-	-	-	-	-	-	-
(C2)	Shares held by Employes Trusts	-	-	-	-	-	-	-	-	-	-	-	-	-	-	-	-	-
	Total:	56,878	378,088,265	-	-	378,088,265	100.00	378,088,265	-	378,088,265	100.00	-	100.00	226,259,100	59.84	-	-	375,900,902




Table II - Statement showing shareholding pattern of the Promoter and Promoter Group

Category	Category & Name of the Shareholder	PAN	No of Shareholders	No of fully paid up equity shares held	No of Partly paid-up equity shares held	No of Shares Underlying Depository Receipts	Total No of Shares Held (IV+V+VI)	Shareholding as a % of total no of shares (calculated as per SCRR, 1957 (VIII) As a % of (A+B+C2)	Number of Voting Rights held in each class of securities			No of Shares Underlying Outstanding convertible securities (Including Warrants)	Shareholding as a % assuming full conversion of convertible Securities (as a percentage of diluted share capital) (VII)+(X) As a % of (A+B+C2)	Number of Locked in Shares		Number of Shares pledged or otherwise encumbered		Number of equity shares held in dematerialized form
									No of Voting Rights		Total as a % of (A+B+C)			No.	As a % of total Shares held	No.	As a % of total Shares held	
									Class X	Class Y	Total							
(I)	(II)	(III)	(IV)	(V)	(VI)	(VII)	(VIII)	(IX)			(X)	(XI)	(XII)		(XIII)	(XIV)		
(1)	Indian																	
(a)	Individuals/Hindu undivided Family																	
(b)	Central Government/State Government(s)																	
(c)	Financial Institutions/Banks																	
(d)	Any Other		2	70,055,475	-	-	70,055,475	18.53	70,055,475	-	70,055,475	18.53	-	18.53	-	-	-	70,055,475
	PRUDENTIAL MANAGEMENT AND SERVICES PVT LTD	AA8CP3125F	1	4,784,068	-	-	4,784,068	1.27	4,784,068	-	4,784,068	1.27	-	1.27	-	-	-	4,784,068
	MAHINDRA VEHICLE MANUFACTURERS LIMITED	AAFCM1217M	1	65,271,407	-	-	65,271,407	17.26	65,271,407	-	65,271,407	17.26	-	17.26	-	-	-	65,271,407
	Sub-Total (A)(1)		2	70,055,475	-	-	70,055,475	18.53	70,055,475	-	70,055,475	18.53	-	18.53	-	-	-	70,055,475
(2)	Foreign																	
(a)	Individuals (Non-Resident Individuals/Foreign Individuals)																	
(b)	Government																	
(c)	Institutions																	
(d)	Foreign Portfolio Investor																	
(e)	Any Other		1	194,267,537	-	-	194,267,537	51.38	194,267,537	-	194,267,537	51.38	-	51.38	194,267,537	100.00	-	194,267,537
	PARTICIPACIONES INTERNACIONALES AUTOMETAL, DOS S.L.	AAHCP2185K	1	194,267,537	-	-	194,267,537	51.38	194,267,537	-	194,267,537	51.38	-	51.38	194,267,537	100.00	-	194,267,537
	Sub-Total (A)(2)		1	194,267,537	-	-	194,267,537	51.38	194,267,537	-	194,267,537	51.38	-	51.38	194,267,537	100.00	-	194,267,537
	Total Shareholding of Promoter and Promoter Group (A)=(A)(1)+(A)(2)		3	264,323,012	-	-	264,323,012	69.91	264,323,012	-	264,323,012	69.91	-	69.91	194,267,537	73.50	-	264,323,012





Table III - Statement showing shareholding pattern of the Public shareholder

Category	Category & Name of the Shareholder	PAN	No of Shareholders	No of fully paid up equity shares held	No of Partly paid-up equity shares held	No of Shares Underlying Depository Receipts	Total No of Shares Held (IV+V+VI)	Shareholding as a % of total no of shares (A+B+C2)	Number of Voting Rights held in each class of securities			No of Shares Underlying Outstanding convertible securities (Including Warrants)	Shareholding as a % assuming full conversion of convertible Securities (as a percentage of diluted share capital)	Number of Locked In Shares		Number of Shares pledged or otherwise encumbered	Number of equity shares held in dematerialized form
									Class X	Class Y	Total			No.	As a % of total Shares held		
	(I)	(II)	(III)	(IV)	(V)	(VI)	(VII)	(VIII)	(IX)	(X)	(XI)	(XII)	(XIII)	(XIV)			
(1)	Institutions																
(a)	Mutual Funds		45	20,099,589	-	-	20,099,589	5.32	20,099,589	-	20,099,589	5.32	-	-	-	-	20,079,069
	SUNDARAM MUTUAL FUND A/C SUNDARAM SELECT MIDCAP	AAATS2554B	1	4,460,782	-	-	4,460,782	1.18	4,460,782	-	4,460,782	1.18	-	-	-	-	4,460,782
(b)	Venture Capital Funds		1	1,440	-	-	1,440	0.00	1,440	-	1,440	0.00	-	-	-	-	-
(c)	Alternate Investment Funds		1	597,061	-	-	597,061	0.16	597,061	-	597,061	0.16	-	-	-	-	-
(d)	Foreign Venture Capital Investors		-	-	-	-	-	-	-	-	-	-	597,061	100.00	-	-	597,061
(e)	Foreign Portfolio Investors		72	19,271,176	-	-	19,271,176	5.10	19,271,176	-	19,271,176	5.10	-	-	-	-	-
	GOVERNMENT OF SINGAPORE	AAAJG0594R	1	6,565,689	-	-	6,565,689	1.74	6,565,689	-	6,565,689	1.74	-	-	-	-	6,565,689
(f)	Financial Institutions/Banks		24	4,706,196	-	-	4,706,196	1.24	4,706,196	-	4,706,196	1.24	-	-	-	-	4,696,757
	LIFE INSURANCE CORPORATION OF INDIA	AAAACLOS2H	1	4,369,507	-	-	4,369,507	1.16	4,369,507	-	4,369,507	1.16	-	-	-	-	4,369,507
(g)	Insurance Companies		-	-	-	-	-	-	-	-	-	-	-	-	-	-	-
(h)	Provident Funds/Pension Funds		-	-	-	-	-	-	-	-	-	-	-	-	-	-	-
(i)	Any Other		-	-	-	-	-	-	-	-	-	-	-	-	-	-	-
	Sub Total (B)(1)		143	44,675,462	-	-	44,675,462	11.82	44,675,462	-	44,675,462	11.82	597,061	100.00	-	-	44,628,154
(2)	Central Government/State Government(s)/President of India		-	-	-	-	-	-	-	-	-	-	-	-	-	-	-
	Sub Total (B)(2)		-	-	-	-	-	-	-	-	-	-	-	-	-	-	-



Category	Category & Name of the Shareholder	PAN	No of Shareholders	No of fully paid up equity shares held	No of Partly paid-up equity shares held	No of Shares Underlying Depository Receipts	Total No of Shares Held (IV+V+VI)	Shareholding as a % of total no of shares (A+B+C2)	Number of Voting Rights held in each class of securities			No of Shares Underlying Outstanding convertible securities (Including Warrants)	Shareholding as a % assuming full conversion of convertible Securities (as a percentage of diluted share capital)	Number of Locked In Shares		Number of Shares pledged or otherwise encumbered	Number of equity shares held in dematerialized form			
									No of Voting Rights					Total as a % of (A+B+C)	No.			As a % of total Shares held	No.	As a % of total Shares
									Class X	Class Y	Total									
(I)	(II)	(III)	(IV)	(V)	(VI)	(VII)	(VIII)	(IX)	(X)	(XI)	(XII)	(XIII)	(XIV)							
(3)	Non-institutions																			
(a)	i. Individual shareholders holding nominal share capital up to Rs.2 lakhs		54,382	19,123,925	-	-	19,123,925	5.06	19,123,925	-	19,123,925	5.06	-	5.06	-	-	17,201,110			
	ii. Individual shareholders holding nominal share capital in excess of Rs. 2 Lakhs		156	30,006,983	-	-	30,006,983	7.94	30,006,983	-	30,006,983	7.94	-	7.94	17,410,464	58.32	29,927,583			
	ANJALI POWAR HARIDASS	AACPH052D	1	5,725,488	-	-	5,725,488	1.51	5,725,488	-	5,725,488	1.51	-	1.51	5,725,488	100.00	5,725,488			
	ANIL HARIDASS	AACPH0579N	1	5,585,058	-	-	5,585,058	1.48	5,585,058	-	5,585,058	1.48	-	1.48	5,585,058	100.00	5,585,058			
	SUNIL HARIDASS	AACPH9329C	1	4,631,368	-	-	4,631,368	1.22	4,631,368	-	4,631,368	1.22	-	1.22	4,631,368	100.00	4,631,368			
(b)	NBFCs Registered with RBI		5	18,039	-	-	18,039	0.00	18,039	-	18,039	0.00	-	0.00	-	-	18,039			
(c)	Employee Trusts		-	-	-	-	-	-	-	-	-	-	-	-	-	-	-			
(d)	Overseas Depositories (Holding DRs)(Balancing figure)		-	-	-	-	-	-	-	-	-	-	-	-	-	-	-			
(e)	Any Other																			
	NON RESIDENT INDIAN REPATRIABLE		49	8,674	-	-	8,674	0.00	8,674	-	8,674	0.00	-	0.00	-	-	-			
	TRUSTS		10	6,376	-	-	6,376	0.00	6,376	-	6,376	0.00	-	0.00	-	-	6,376			
	NON RESIDENT INDIANS		752	972,732	-	-	972,732	0.26	972,732	-	972,732	0.26	-	0.26	-	-	972,544			
	CLEARING MEMBERS		80	28,423	-	-	28,423	0.01	28,423	-	28,423	0.01	-	0.01	-	-	28,423			
	NON RESIDENT INDIAN NON REPATRIABLE		497	438,163	-	-	438,163	0.12	438,163	-	438,163	0.12	-	0.12	170,597	38.33	399,462			
	BODIES CORPORATES		798	18,192,025	-	-	18,192,025	4.81	18,192,025	-	18,192,025	4.81	-	4.81	13,813,441	75.33	18,104,588			
	AINOS HOLDINGS LIMITED	AANCA0969C	1	13,813,441	-	-	13,813,441	3.65	13,813,441	-	13,813,441	3.65	-	3.65	13,813,441	100.00	13,813,441			
	OVERSEAS CORPORATE BODIES		1	2,840	-	-	2,840	0.00	2,840	-	2,840	0.00	-	0.00	-	-	-			
	FOREIGN NATIONALS		2	291,611	-	-	291,611	0.08	291,611	-	291,611	0.08	-	0.08	-	-	291,611			
	Sub Total (B)(3)		56,732	69,089,791	-	-	69,089,791	18.27	69,089,791	-	69,089,791	18.27	-	18.27	31,394,502	45.34	66,949,736			
	Total Public Shareholding (B) = (B)(1)+(B)(2)+(B)(3)		56,875	113,765,253	-	-	113,765,253	30.09	113,765,253	-	113,765,253	30.09	-	30.09	31,991,563	28.12	111,577,890			






Table IV - Statement showing shareholding pattern of the Non Promoter - Non Public Shareholder

Category	Category & Name of the Shareholder	PAN	No of Shareholders	No of fully paid up equity shares held	No of Partly paid-up equity shares held	No of Shares Underlying Depository Receipts	Total No of Shares Held (IV+V+VI)	Shareholding as a % of total no of shares (A+B+C2)	Number of Voting Rights held in each class of securities			No of Shares Underlying Outstanding convertible securities (Including Warrants)	Shareholding as a % assuming full conversion of convertible Securities (as a percentage of diluted share capital)	Number of Locked in Shares		Number of Shares pledged or otherwise encumbered		Number of equity shares held in dematerialized form	
									No of Voting Rights					Total as a % of (A+B+C)	No.	As a % of total Shares held	No.		As a % of total Shares held
									Class X	Class Y	Total								
	(I)	(II)	(III)	(IV)	(V)	(VI)	(VII)	(VIII)	(IX)			(X)	(XI)	(XII)		(XIII)	(XIV)		
(1)	Custodian/DR Holder		-	-	-	-	-	-	-	-	-	-	-	-	-	-	-	-	
(2)	Employee Benefit Trust (under SEBI(Share based Employee Benefit) Regulations 2014)		-	-	-	-	-	-	-	-	-	-	-	-	-	-	-	-	
	Total Non-Promoter-Non Public Shareholding (C) = (C)(1)+(C)(2)		-	-	-	-	-	-	-	-	-	-	-	-	-	-	-	-	



Details of the shareholders acting as persons in Concert including their Shareholding:			
Name of Shareholder	Name of PAC	No of shares	Holding%
Total:		-	-



Details of Shares which remain unclaimed may be given here along with details such as number of shareholders,
No of Shareholders | No of shares

